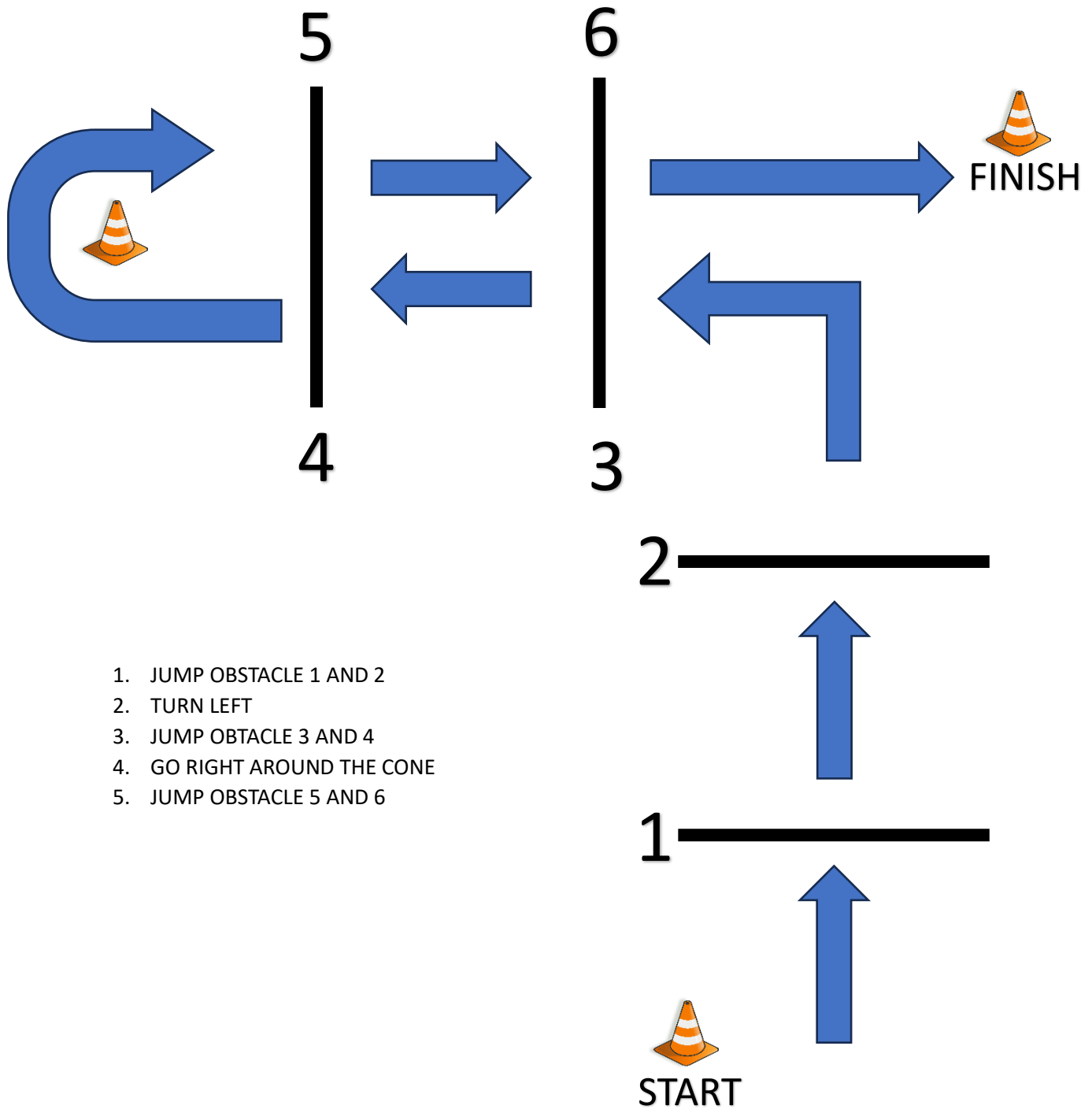


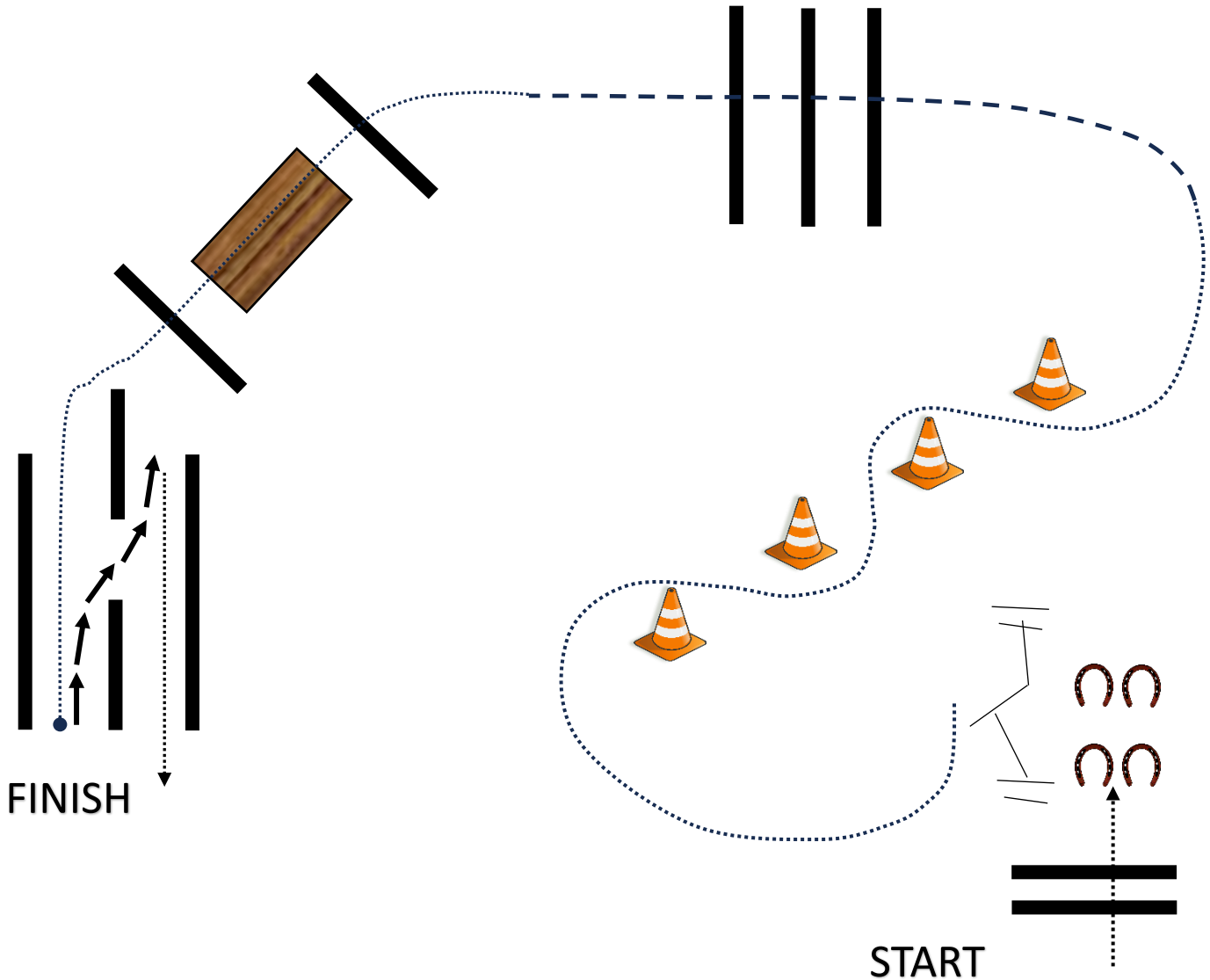
MINI / PONY OVER FENCES

CLASS # 1-2-3-4-5-6-7-8



MINI / PONY IN HAND TRAIL

CLASS # 9-10-11-12



1. WALK OVER TWO POLES
2. WORK GATE
3. SERPENTINE AROUND CONES
4. TROT 3 POLES
5. WALK OVER POLES AND BRIDGE
6. WALK INTO CHUTE AND BACK INTO OTHER SIDE
7. WALK OUT AND EXIT

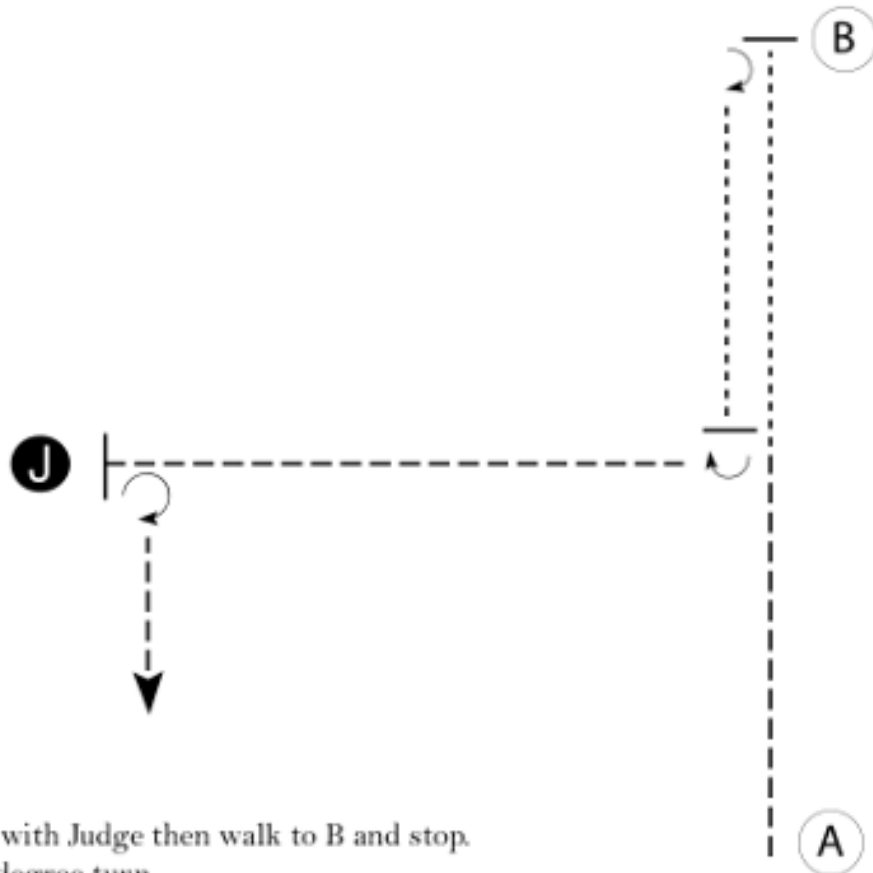
South Texas Pinto

All Showmanship Classes

Show Date: 05-10-11-2025

w w w . H o r s e S h o w P a t t e r n s . c o m

w w w . H o r s e S h o w P a t t e r n s . c o m



Be ready at A.

1. Trot until even with Judge then walk to B and stop.
2. Perform a 180 degree turn.
3. Walk until your horse's hip is even with Judge.
4. Perform a 1/4 turn.
5. Trot to Judge.
6. Set up.
7. Inspection. When dismissed, perform a 270 degree turn and trot to exit.

Walk	-----
Trot	- - - - -
Back	←
Marker	ⓑ
Judge	ⓐ

[S/1-120]

Pattern Provided by:

The Judge

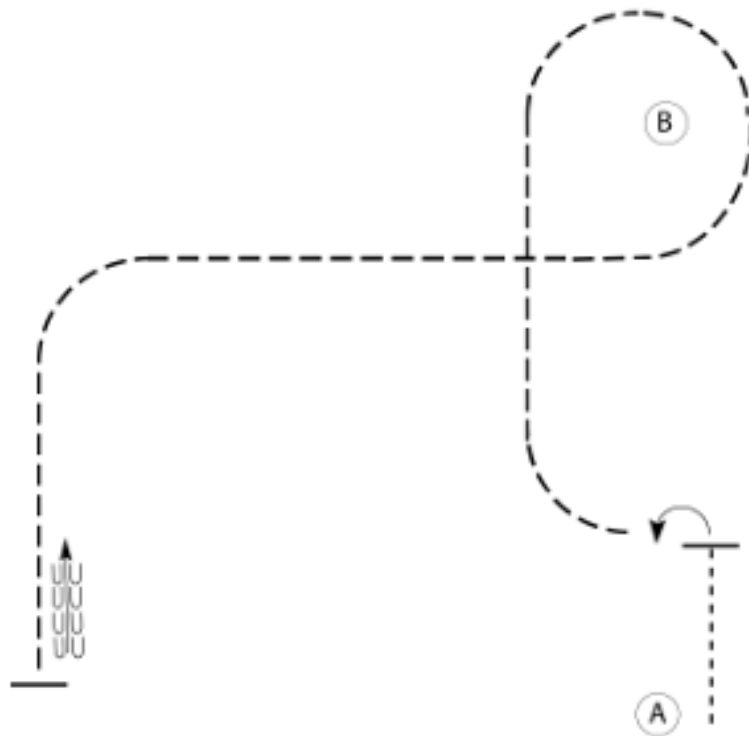
South Texas Pinto

Hunt Seat Equitation (All Walk Trot Equitation)

Show Date: 05-10-11-2025

www.HorseShowPatterns.com

www.HorseShowPatterns.com



Be ready at A.

1. Walk 2 horse lengths.
2. Stop and perform a 90 degree turn on the forehand left.
3. Sitting trot 1 corner until even with B.
4. At B, posting trot on the left diagonal around B and half the line.
5. Change diagonals.
6. Posting trot on the right diagonal around 1 corner and until even with A.
7. Stop and back 5 steps. Pattern is complete.

Walk	-----
Trot	- - - - -
Extended Trot	-----
Canter	-----
Leg Yield	
Lead Change	↙ ↘
Back	⊖ ⊖ ⊖ ⊖ ⊖
Marker	⊖
Sidepass	← ←
Hand Gallop	-----

[HSE/WT-118]

Pattern Provided by:

The Judge

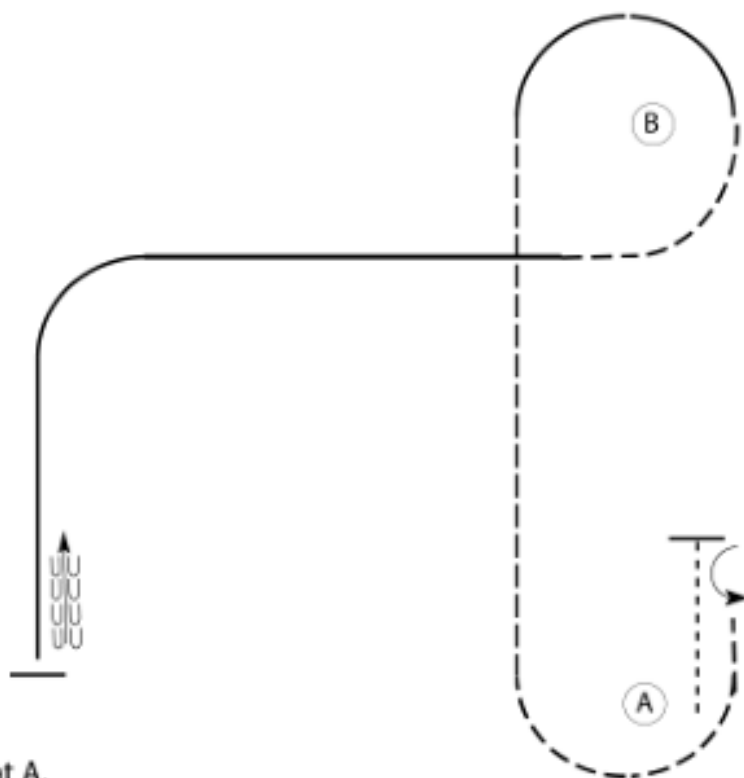
South Texas Pinto

Hunt Seat Equitation (All Walk Trot Canter Equitation)

Show Date: 05-10-11-2025

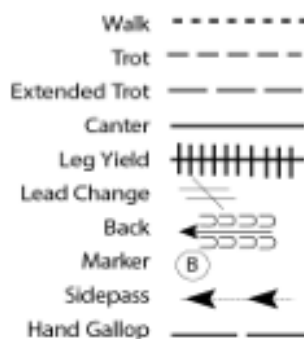
w w w . H o r s e S h o w P a t t e r n s . c o m

w w w . H o r s e S h o w P a t t e r n s . c o m



Be ready at A.

1. Walk 2 horse lengths.
2. Perform a 180 degree turn on the forehand left.
3. Sitting trot to and around A.
4. Posting trot on the right diagonal until even with B.
5. Canter right lead around B.
6. Posting trot on the left diagonal around 1 corner.
7. Canter left lead around 1 corner and until even with A.
8. Stop and back 5 steps. Pattern is complete.



[HSE/1-118]

Pattern Provided by:

The Judge

©2025 HorseShowPatterns.com. All Rights Reserved.

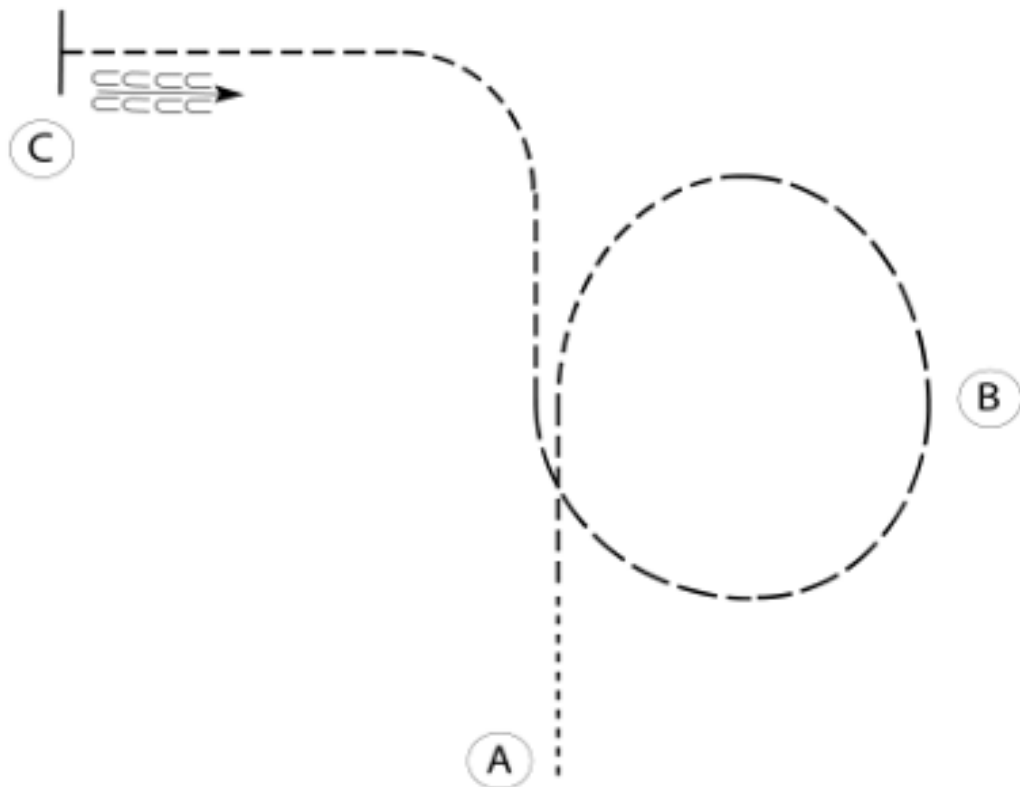
South Texas Pinto

Western Horsemanship (All Walk Trot Horsemanship)

Show Date: 05-10-11-2025

www.HorseShowPatterns.com

www.HorseShowPatterns.com



Be ready at A. Not being ready at A is considered LATE.

1. Walk FORWARD approximately 2 horse lengths from A.
2. Jog until even with B.
3. Continue to jog a 1/4 circle.
4. Extended jog 3/4 circle to close the circle.
5. Jog in an arc to C.
6. Stop and Back approximately 5 steps.
Pattern is complete.

Walk
Jog	-----
Extended Jog	-----
Lope	
Lead Change	///
Back	←←←←←
Marker	Ⓚ

[WH/WT-121]

Pattern Provided by:

The Judge

****EWD EXHIBITORS WILL WALK ENTIRE PATTERN****

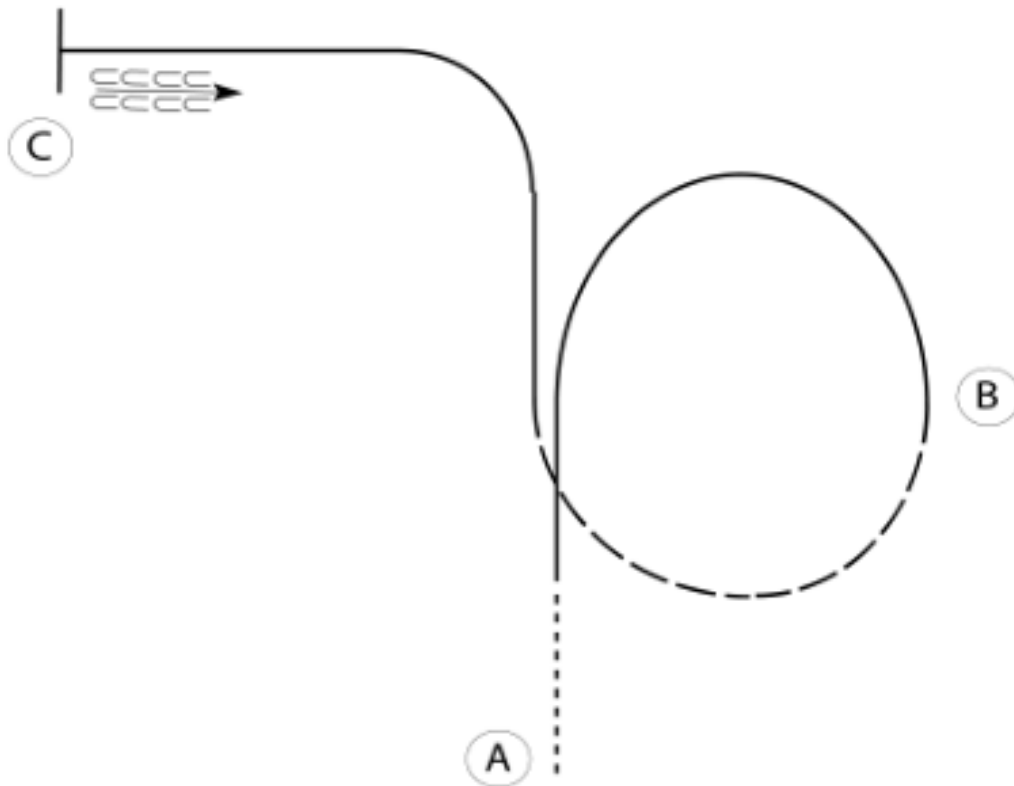
South Texas Pinto

Western Horsemanship (All Walk Jog Lope Horsemanship)

Show Date: 05-10-11-2025

www.HorseShowPatterns.com

www.HorseShowPatterns.com



Be ready at A. Not being ready at A is considered LATE.

1. Walk FORWARD approximately 2 horse lengths from A.
2. Lope right lead until even with B.
3. Continue the lope in a half circle until even with B.
4. Extended jog to close the circle.
5. Left lead lope in an arc to C.
6. Stop and Back approximately 5 steps.
Pattern is complete.

Walk
Jog	-----
Extended Jog	-----
Lope	—————
Lead Change	—/—
Back	←————
Marker	ⓑ

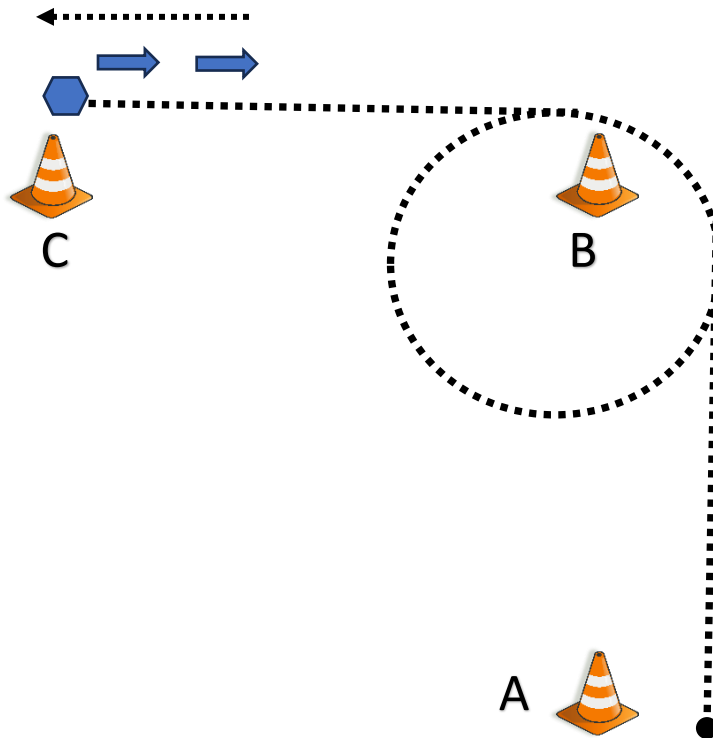
[WH/1-121]

Pattern Provided by:

The Judge

WALK/WOAH HORSEMANSHIP

ENGLISH OR WESTERN - CLASS # 148



1. WALK FROM CONE A TO CONE B
2. WALK A CIRCLE AROUND CONE B
3. CONTINUE WALKING TO CONE C
4. STOP
5. BACK
6. EXIT AT A WALK

South Texas Pinto

Ranch Horsemanship (All Walk Trot Ranch Horsemanship)

Show Date: 05-10-11-2025

www.HorseShowPatterns.com

www.HorseShowPatterns.com

Be ready at A.

1. Walk approximately 2 horse lengths from A.
Jog to B and a square corner to center.
2. Extended jog thru first square corner. Slow to a jog midway and continue to jog through second corner.
3. Stop and perform a 270 degree turn to the left.
Back one horse length.
4. Pattern is complete. Exit at the jog.

Walk
Jog	-----
Extended Jog	-----
Lope	-----
Lead Change	
Back	
Marker	(B)

[WH/WT-108]

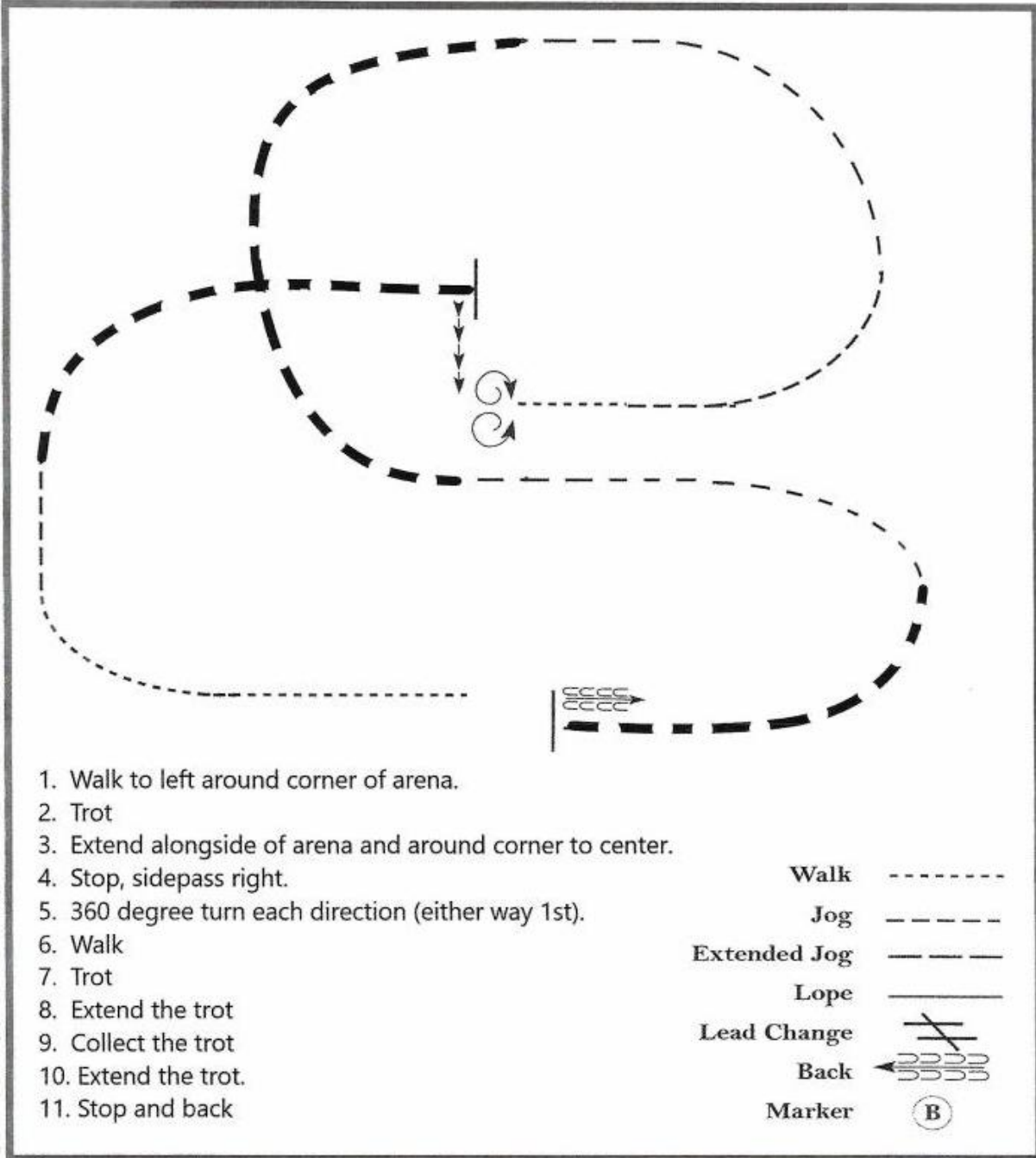
Pattern Provided by:

The Judge

All W/T Ranch Riding

www.HorseShowPatterns.com

www.HorseShowPatterns.com



1. Walk to left around corner of arena.
2. Trot
3. Extend alongside of arena and around corner to center.
4. Stop, sidepass right.
5. 360 degree turn each direction (either way 1st).
6. Walk
7. Trot
8. Extend the trot
9. Collect the trot
10. Extend the trot.
11. Stop and back

Walk
Jog	-----
Extended Jog	-----
Lope	—————
Lead Change	———/———
Back	← uuuuu
Marker	ⓑ

Pattern Provided by:

[RR/3]

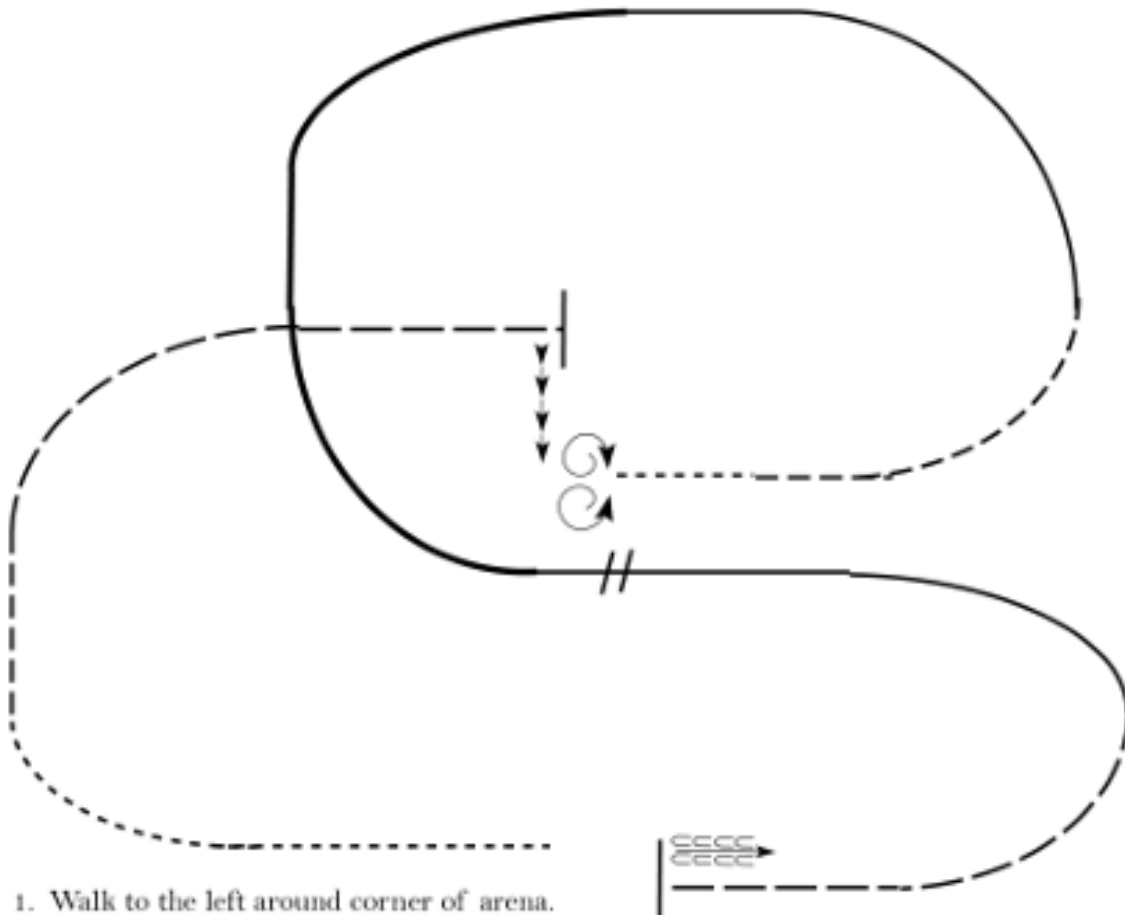
South Texas Pinto

Ranch Riding (All Walk Trot Lope Ranch Riding)

Show Date: 05-10-11-2025

w w w . H o r s e S h o w P a t t e r n s . c o m

w w w . H o r s e S h o w P a t t e r n s . c o m



1. Walk to the left around corner of arena.
2. Trot
3. Extend alongside of the arena and around the corner to center.
4. Stop, side pass right
5. 360 degree turn each direction (either way 1st)
6. Walk.
7. Trot.
8. Lope left lead
9. Extend the lope
10. Change leads (simple or flying)
11. Collect to the lope
12. Extend trot
13. Stop and back

Walk
Jog	-----
Extended Jog	- - - - -
Lope	—————
Lead Change	——— ———
Back	←
Marker	(B)

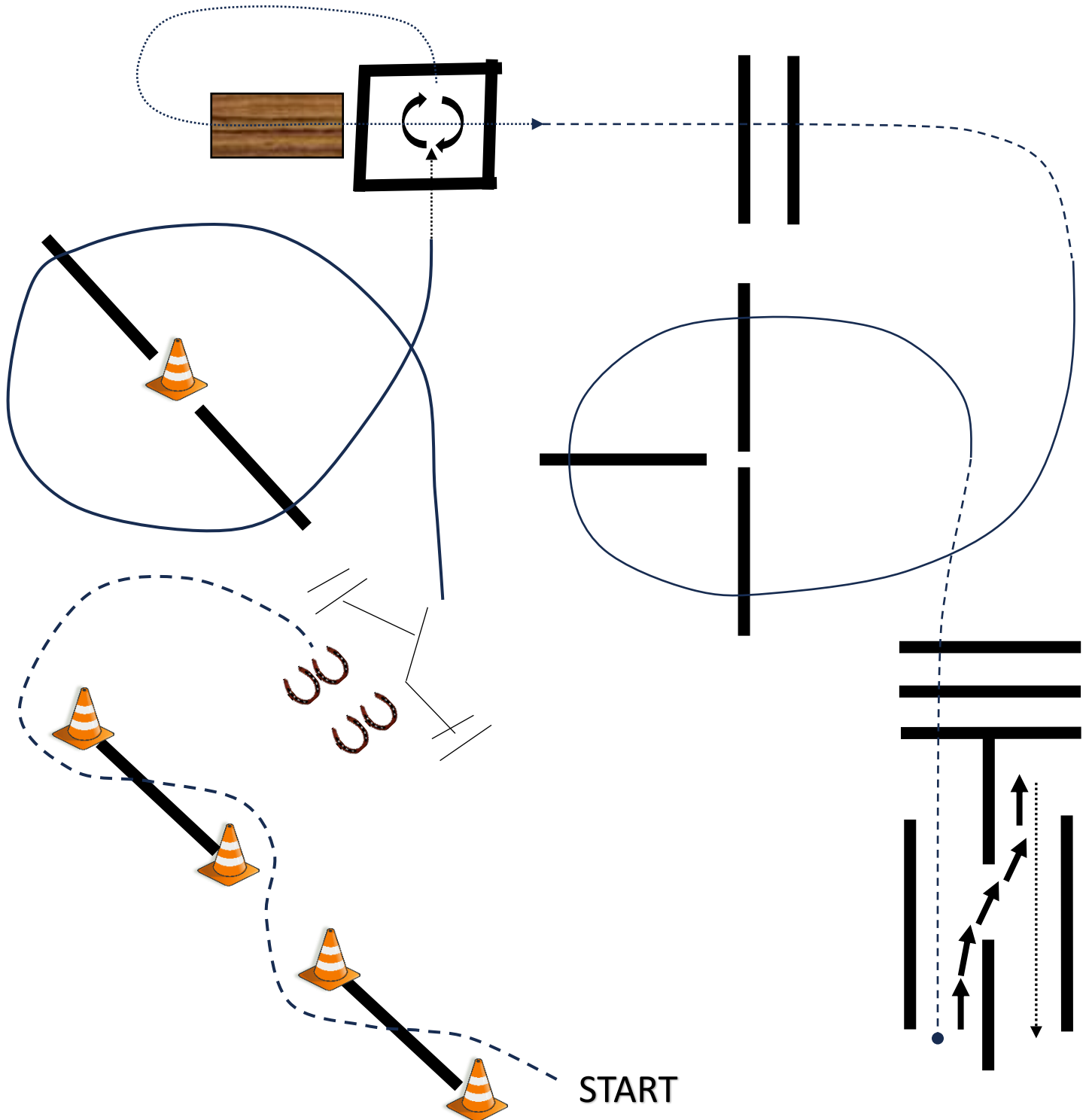
[RR/3]

Pattern Provided by:

The Judge

TRAIL

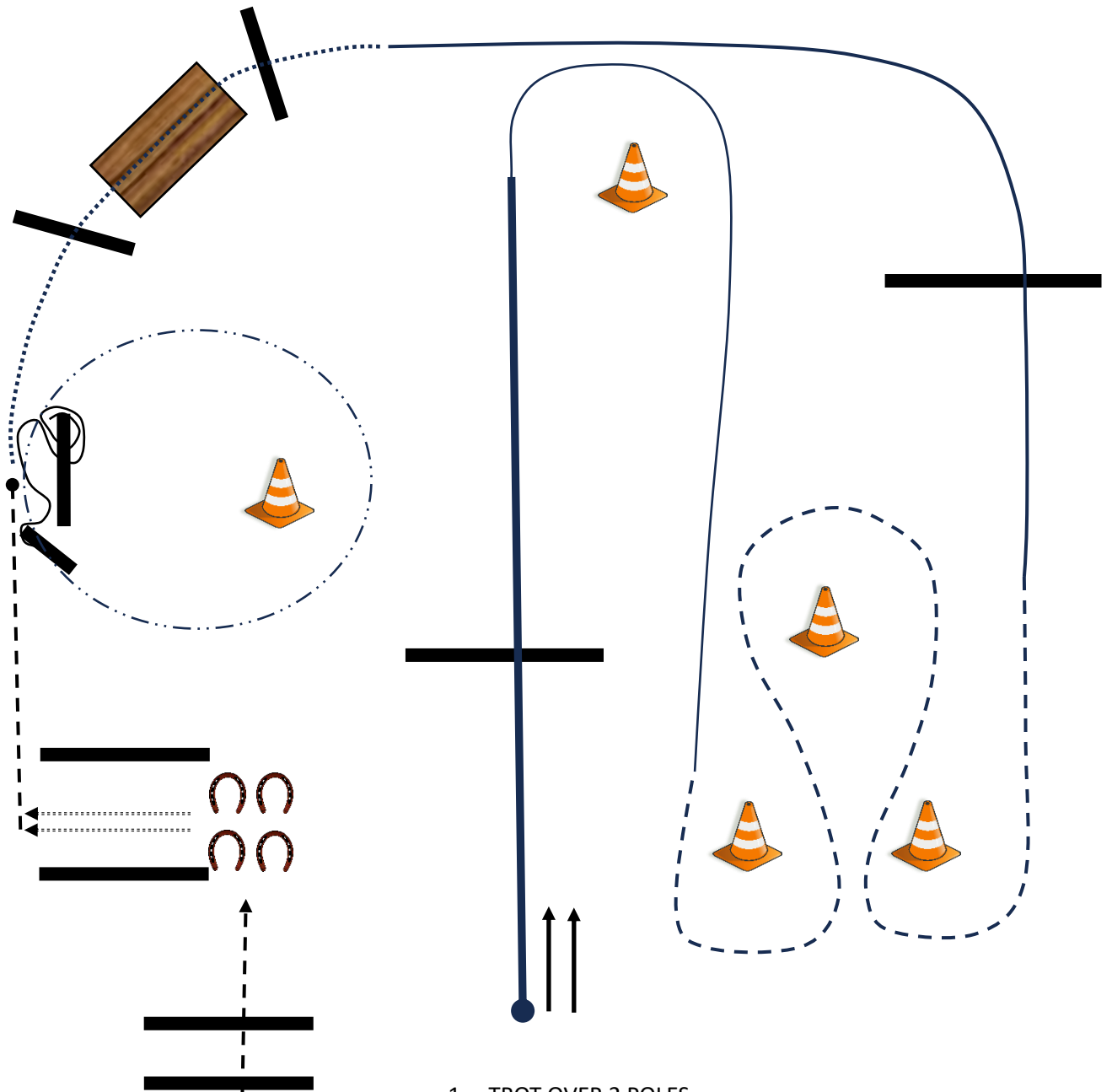
ALL TRAIL *W/T WILL CONTINUE TROTTING WHERE PATTERN STATES LOPE



1. TROT SERPANTINE
2. LEFT HAND PUSH GATE
3. LEFT LEAD LOPE 2 POLES
4. BREAK TO WALK OR STOP AND WALK INTO THE BOX
5. 360 EITHER WAY, WALK OUT
6. WALK OVER BRIDGE AND THROUGH BOX
7. TROT OVER 2 POLES
8. RIGHT LEAD LOPE OVER 3 POLES
9. TROT OVER 3 POLES INTO CHUTE
10. BACK THROUGH SPACE TO OTHER SIDE OF CHUTE
11. WALK OUT AND EXIT

RANCH TRAIL

W/T WILL EXTEND TROT WHERE PATTERN STATES EXTENDED LOPE.
REGULAR TROT IN THE REGULAR LOPE AREAS.



START

1. TROT OVER 2 POLES
2. SIDEPASS LEFT
3. TROT TO DRAG
4. WORK DRAG
5. WALK OVER POLES AND BRIDGE
6. LOPE RIGHT LEAD OVER POLE
7. EXTENDED TROT THROUGH CONES
8. LOPE LEFT LEAD AROUND CONE
9. EXTENDED LOPE OVER LOG
10. STOP AND BACK ONE HORSE LENGTH

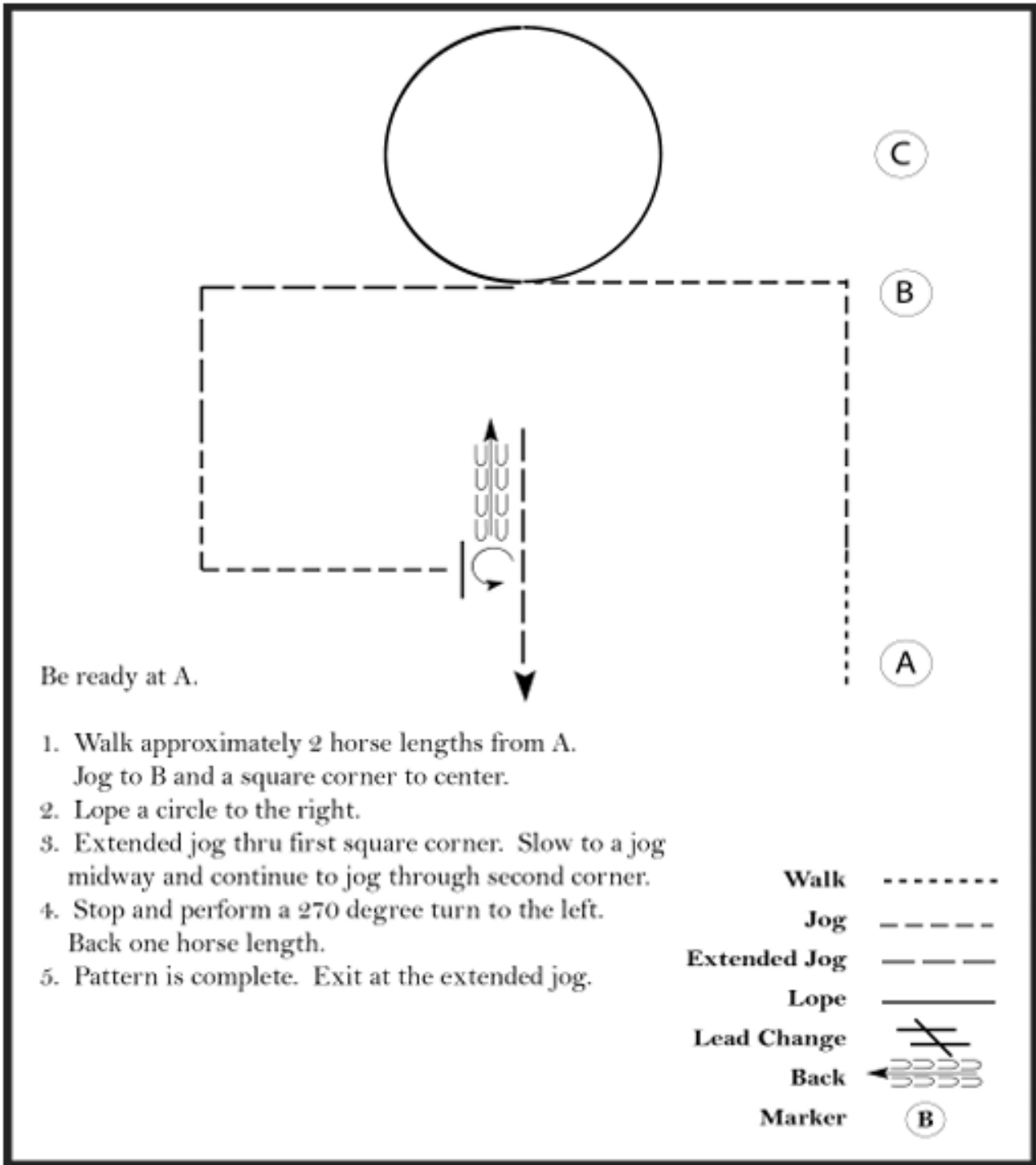
South Texas Pinto

Ranch Horsemanship (Walk Trot Lope Ranch Horsemanship)

Show Date: 05-10-11-2025

www.HorseShowPatterns.com

www.HorseShowPatterns.com



[WH/1-108]

Pattern Provided by:
The Judge