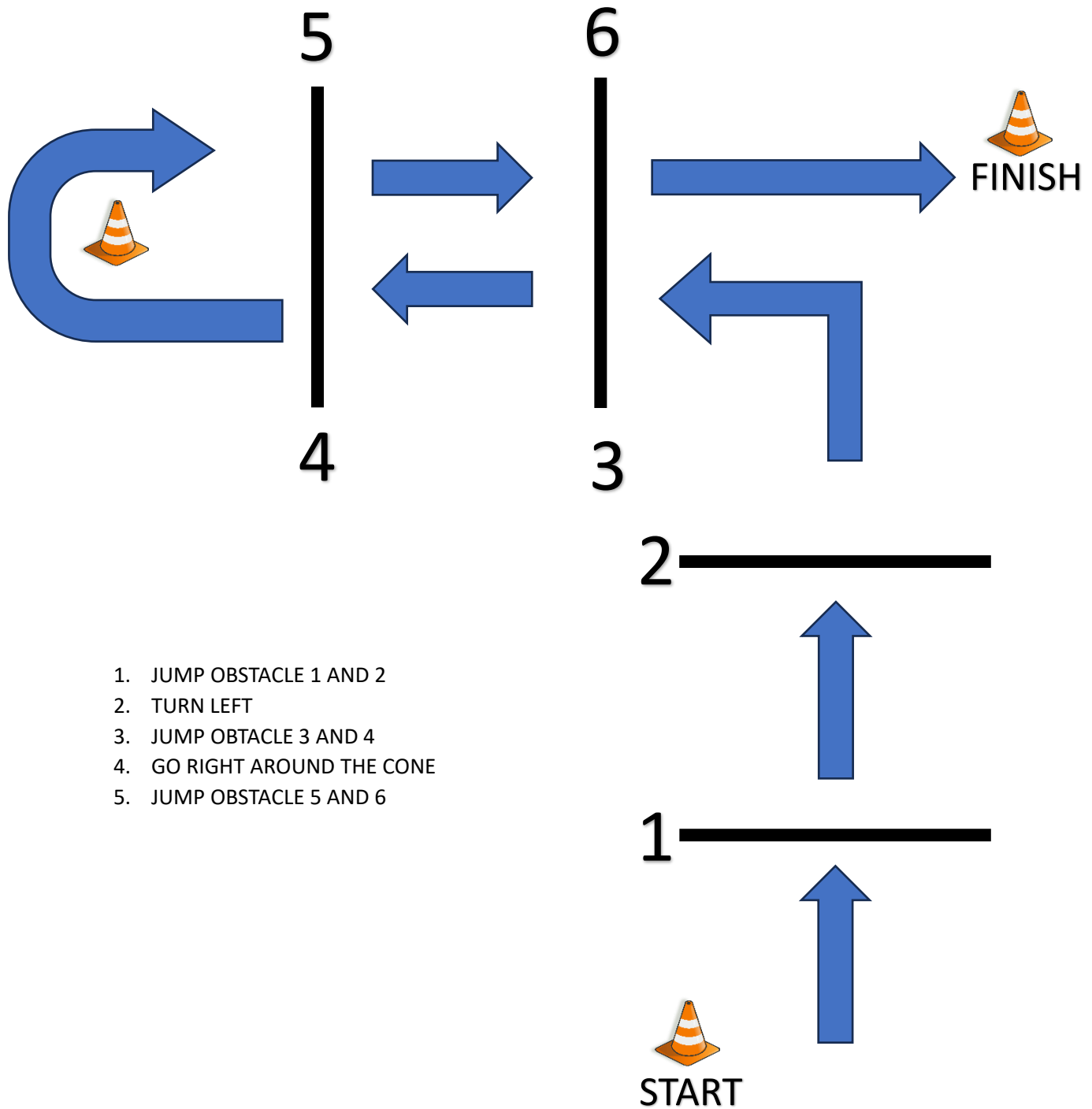


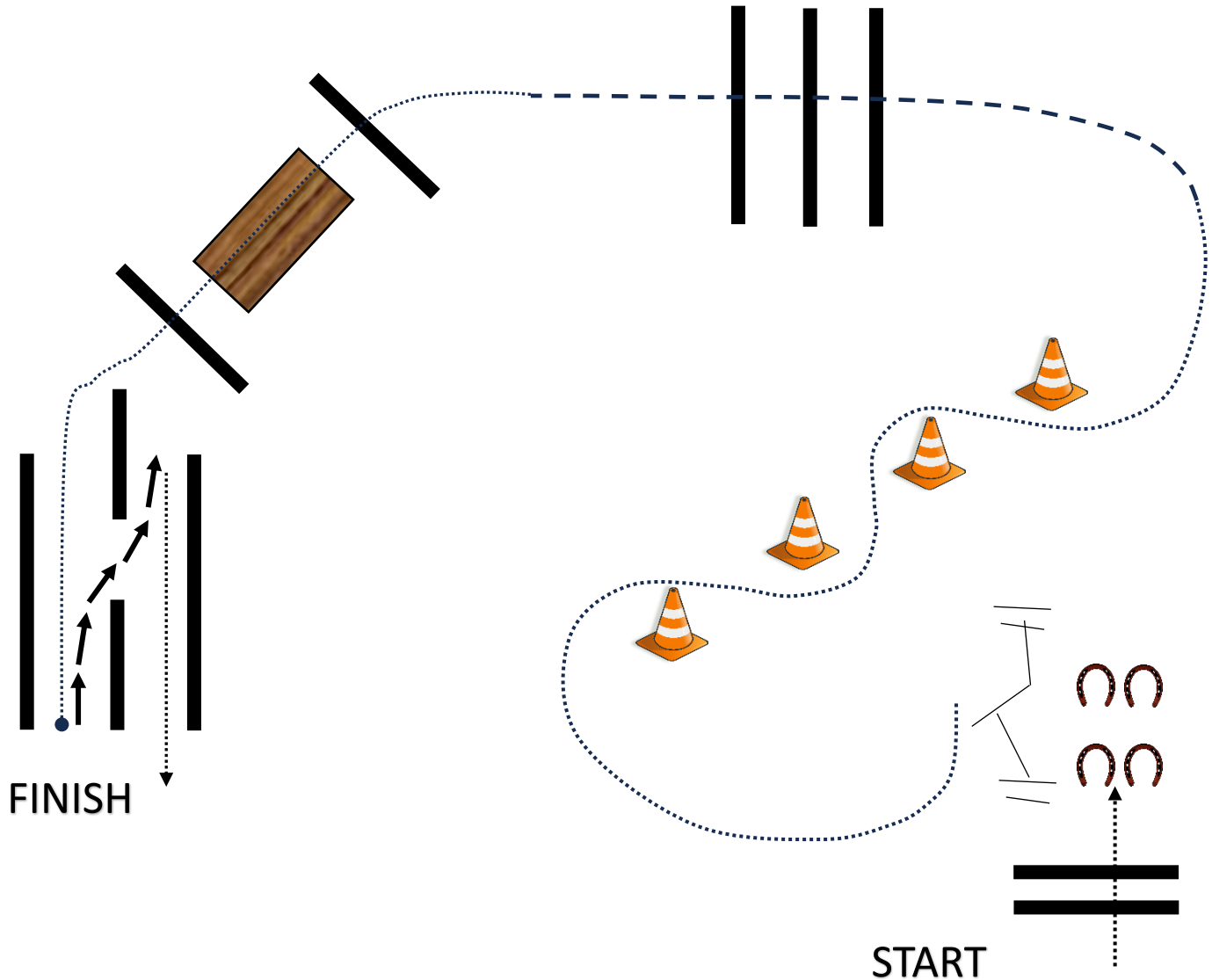
MINI / PONY OVER FENCES

CLASS # 1-2-3-4-5-6-7-8



MINI / PONY IN HAND TRAIL

CLASS # 9-10-11-12



1. WALK OVER TWO POLES
2. WORK GATE
3. SERPENTINE AROUND CONES
4. TROT 3 POLES
5. WALK OVER POLES AND BRIDGE
6. WALK INTO CHUTE AND BACK INTO OTHER SIDE
7. WALK OUT AND EXIT

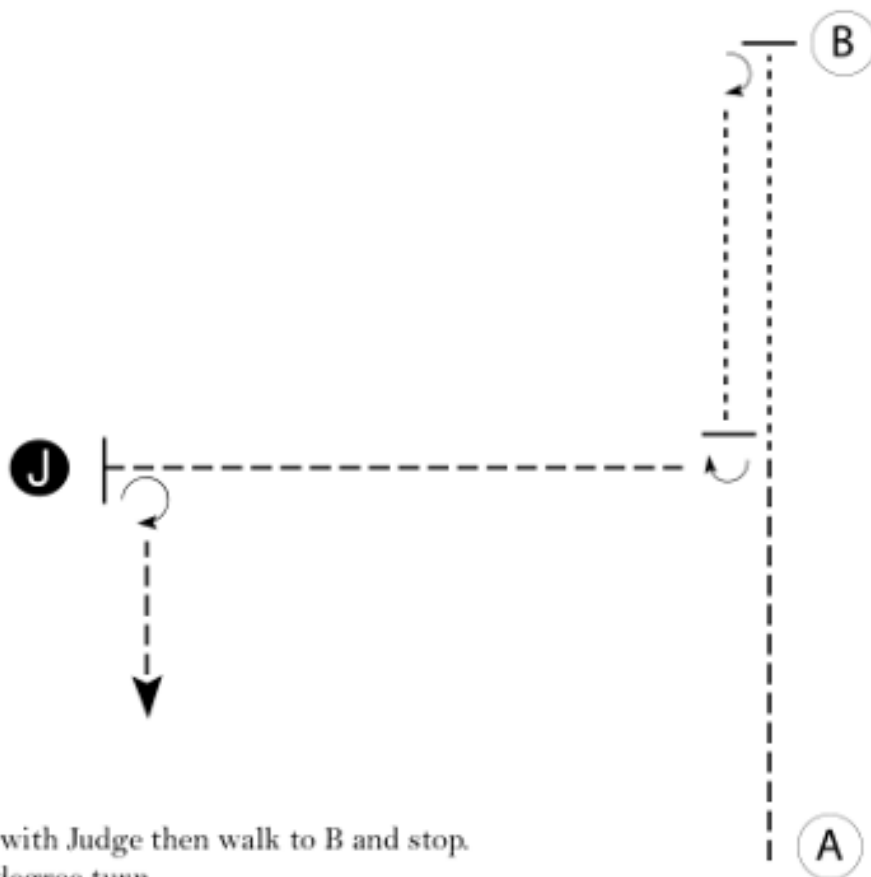
South Texas Pinto

All Showmanship Classes

September 2025 PINTO SHOW

www.HorseShowPatterns.com

www.HorseShowPatterns.com



Be ready at A.

1. Trot until even with Judge then walk to B and stop.
2. Perform a 180 degree turn.
3. Walk until your horse's hip is even with Judge.
4. Perform a 1/4 turn.
5. Trot to Judge.
6. Set up.
7. Inspection. When dismissed, perform a 270 degree turn and trot to exit.

Walk -----
Trot -----
Back ←=====

Marker (B)
Judge (J)

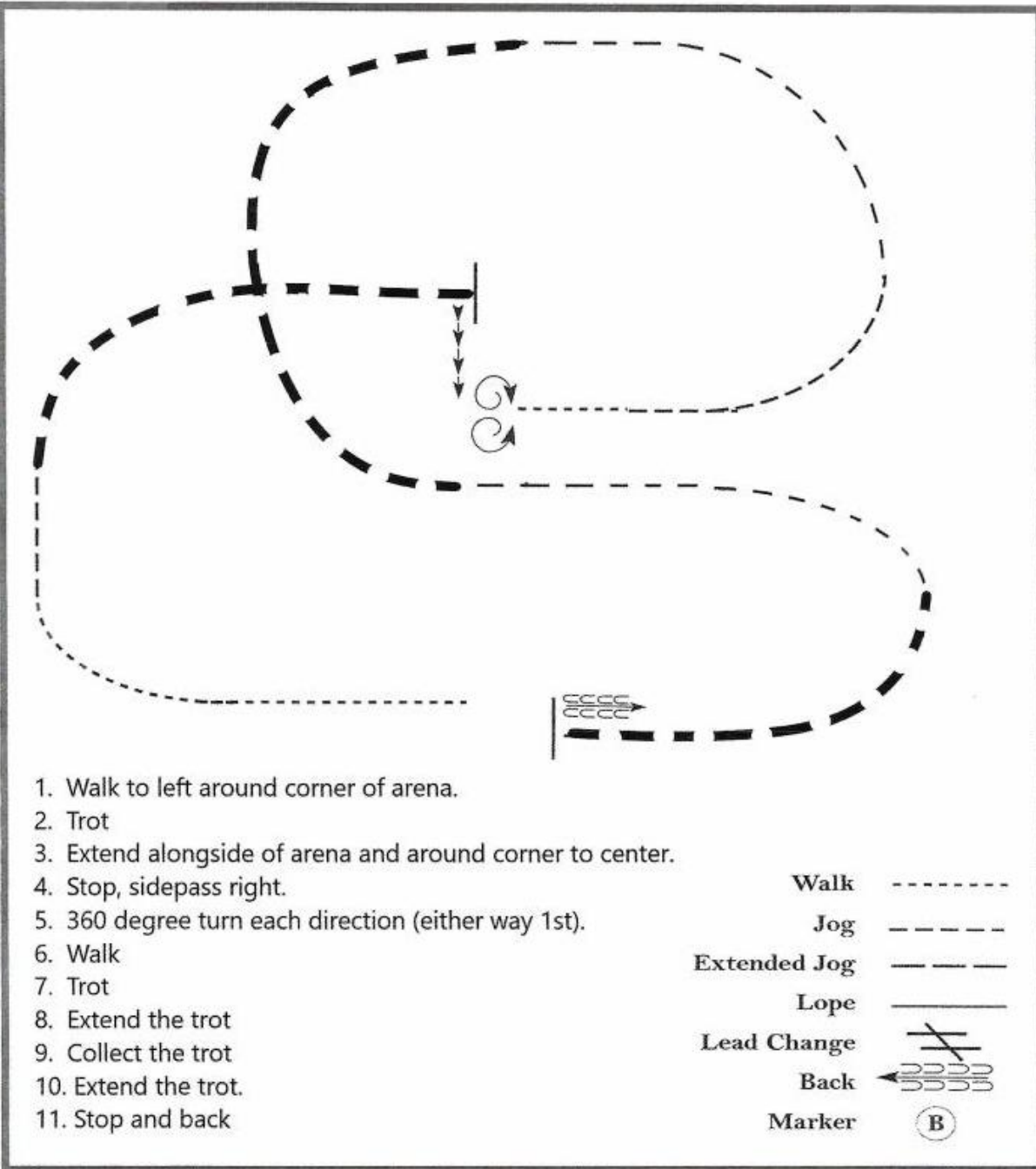
[S/1-120]

Pattern Provided by:

The Judge

All W/T Ranch Riding

www.HorseShowPatterns.com



www.HorseShowPatterns.com

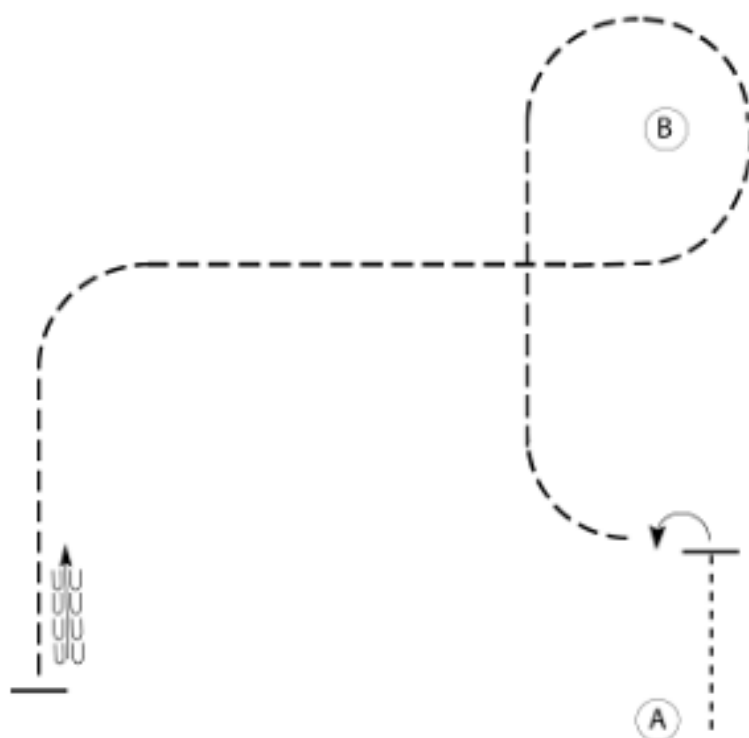
Pattern Provided by:

[RR/3]

South Texas Pinto

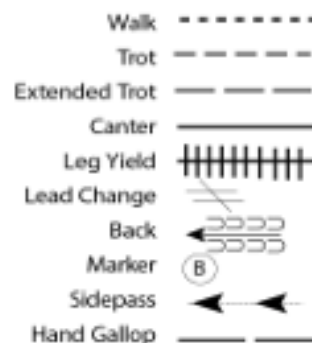
Hunt Seat Equitation (All Walk Trot Equitation)

September 2025 PINTO SHOW



Be ready at A.

1. Walk 2 horse lengths.
2. Stop and perform a 90 degree turn on the forehand left.
3. Sitting trot 1 corner until even with B.
4. At B, posting trot on the left diagonal around B and half the line.
5. Change diagonals.
6. Posting trot on the right diagonal around 1 corner and until even with A.
7. Stop and back 5 steps. Pattern is complete.



[HSE/WT-118]

Pattern Provided by:

The Judge

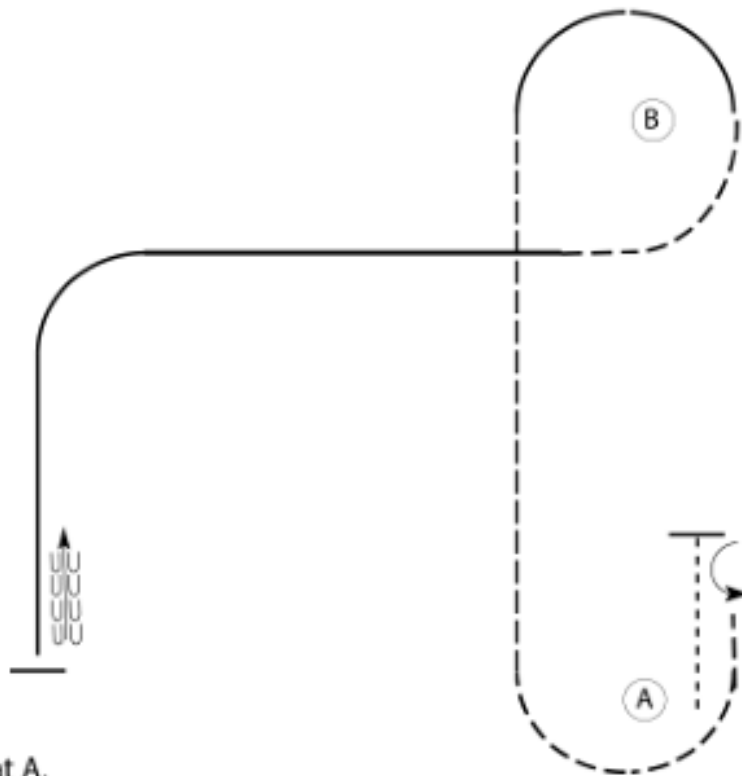
South Texas Pinto

Hunt Seat Equitation (All Walk Trot Canter Equitation)

September 2025 PINTO SHOW

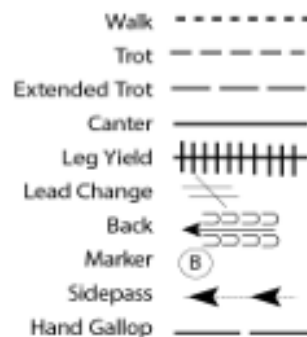
www.HorseShowPatterns.com

www.HorseShowPatterns.com



Be ready at A.

1. Walk 2 horse lengths.
2. Perform a 180 degree turn on the forehand left.
3. Sitting trot to and around A.
4. Posting trot on the right diagonal until even with B.
5. Canter right lead around B.
6. Posting trot on the left diagonal around 1 corner.
7. Canter left lead around 1 corner and until even with A.
8. Stop and back 5 steps. Pattern is complete.



[HSE/1-118]

Pattern Provided by:

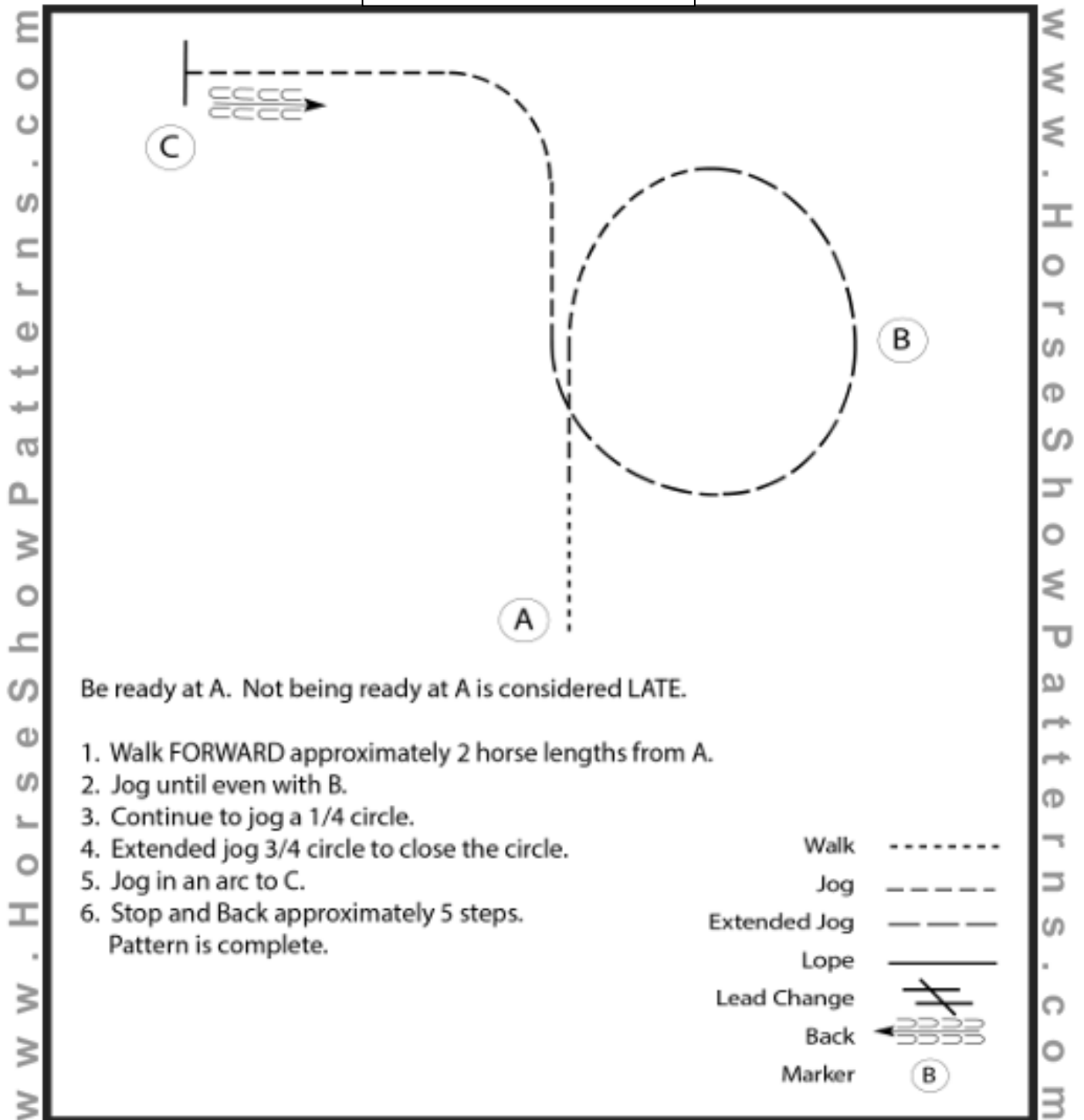
The Judge

©2025 HorseShowPatterns.com. All Rights Reserved.

South Texas Pinto

Western Horsemanship (All Walk Trot Horsemanship)

September 2025 PINTO SHOW



[WH/WT-121]

Pattern Provided by:

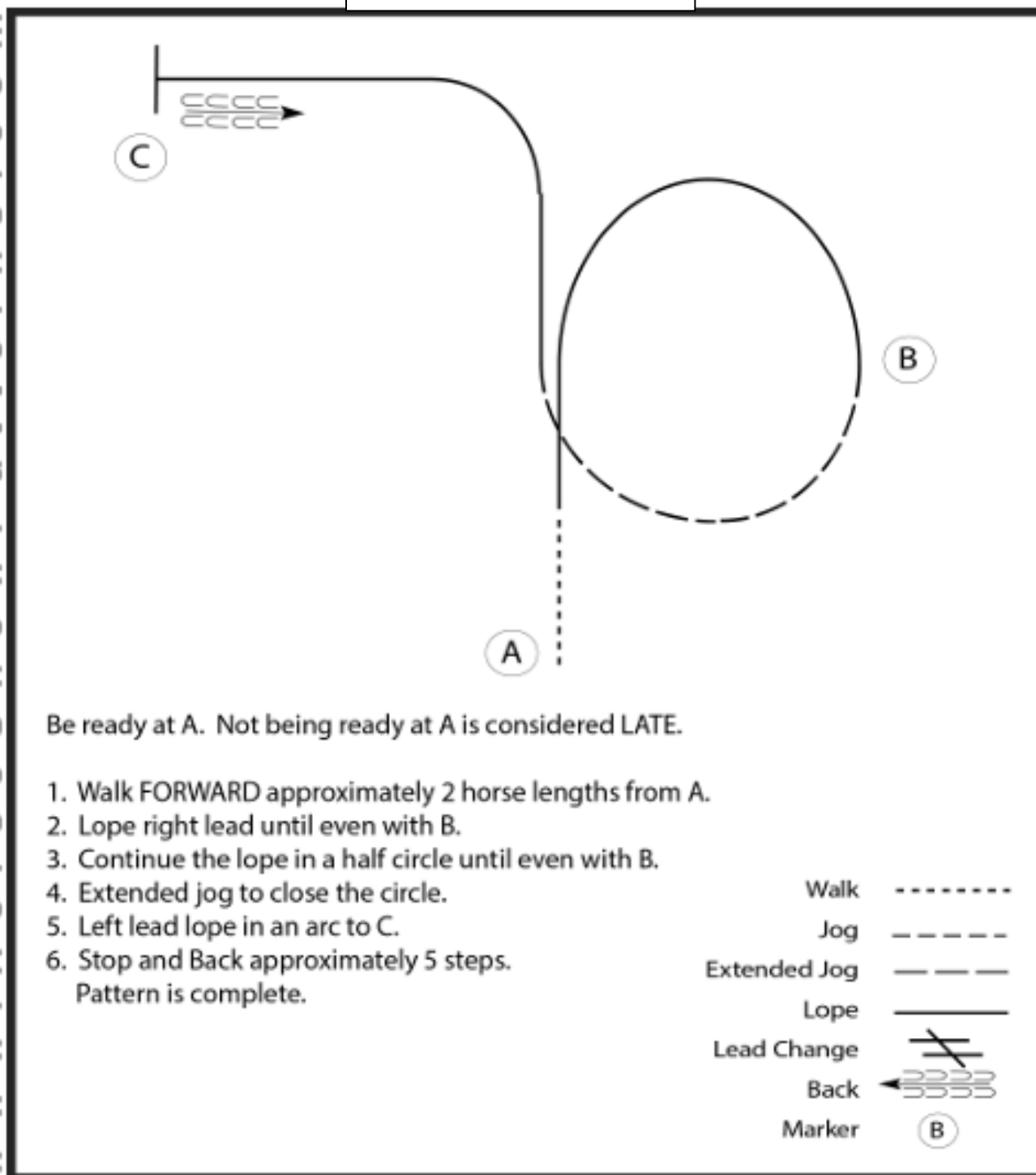
The Judge

****EWD EXHIBITORS WILL WALK ENTIRE PATTERN****

South Texas Pinto

Western Horsemanship (All Walk Jog Lope Horsemanship)

September 2025 PINTO SHOW



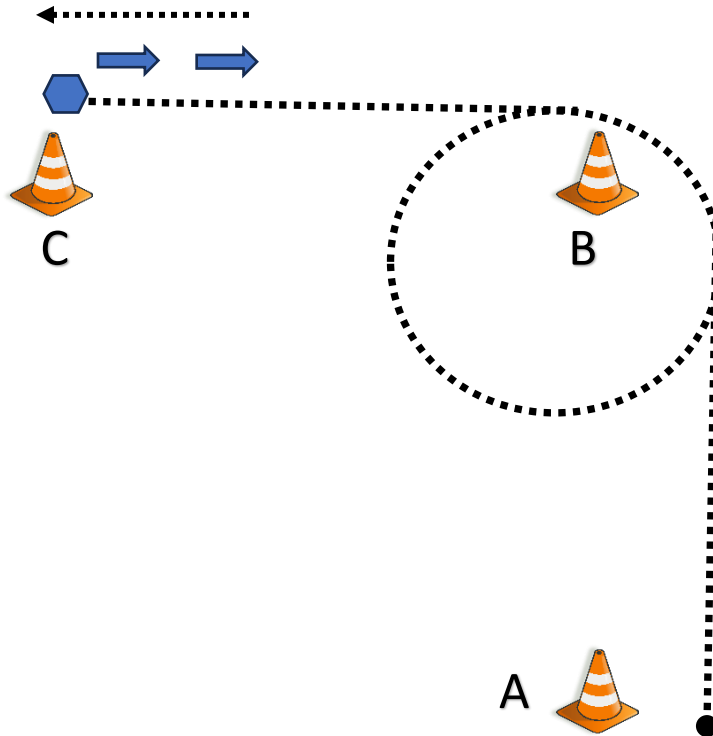
[WH/1-121]

Pattern Provided by:

The Judge

WALK/WOAH HORSEMANSHIP

ENGLISH OR WESTERN - CLASS # 148



1. WALK FROM CONE A TO CONE B
2. WALK A CIRCLE AROUND CONE B
3. CONTINUE WALKING TO CONE C
4. STOP
5. BACK
6. EXIT AT A WALK

South Texas Pinto

Ranch Horsemanship (All Walk Trot Ranch Horsemanship)

September 2025 PINTO SHOW

www.HorseShowPatterns.com

www.HorseShowPatterns.com

Be ready at A.

1. Walk approximately 2 horse lengths from A.
Jog to B and a square corner to center.
2. Extended jog thru first square corner. Slow to a jog
midway and continue to jog through second corner.
3. Stop and perform a 270 degree turn to the left.
Back one horse length.
4. Pattern is complete. Exit at the jog.

Walk
Jog	-----
Extended Jog	— — —
Lope	— — —
Lead Change	
Back	
Marker	(B)

[WH/WT-108]

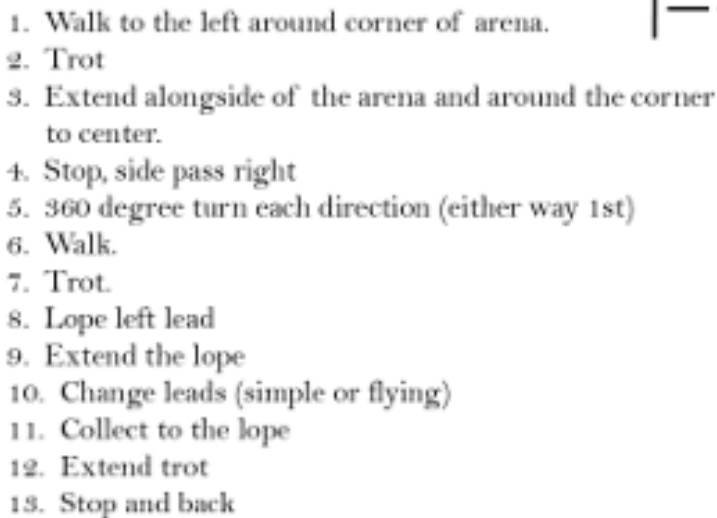
Pattern Provided by:

The Judge

www.HorseShowPatterns.com

www.HorseShowPatterns.com

September 2025 PINTO SHOW

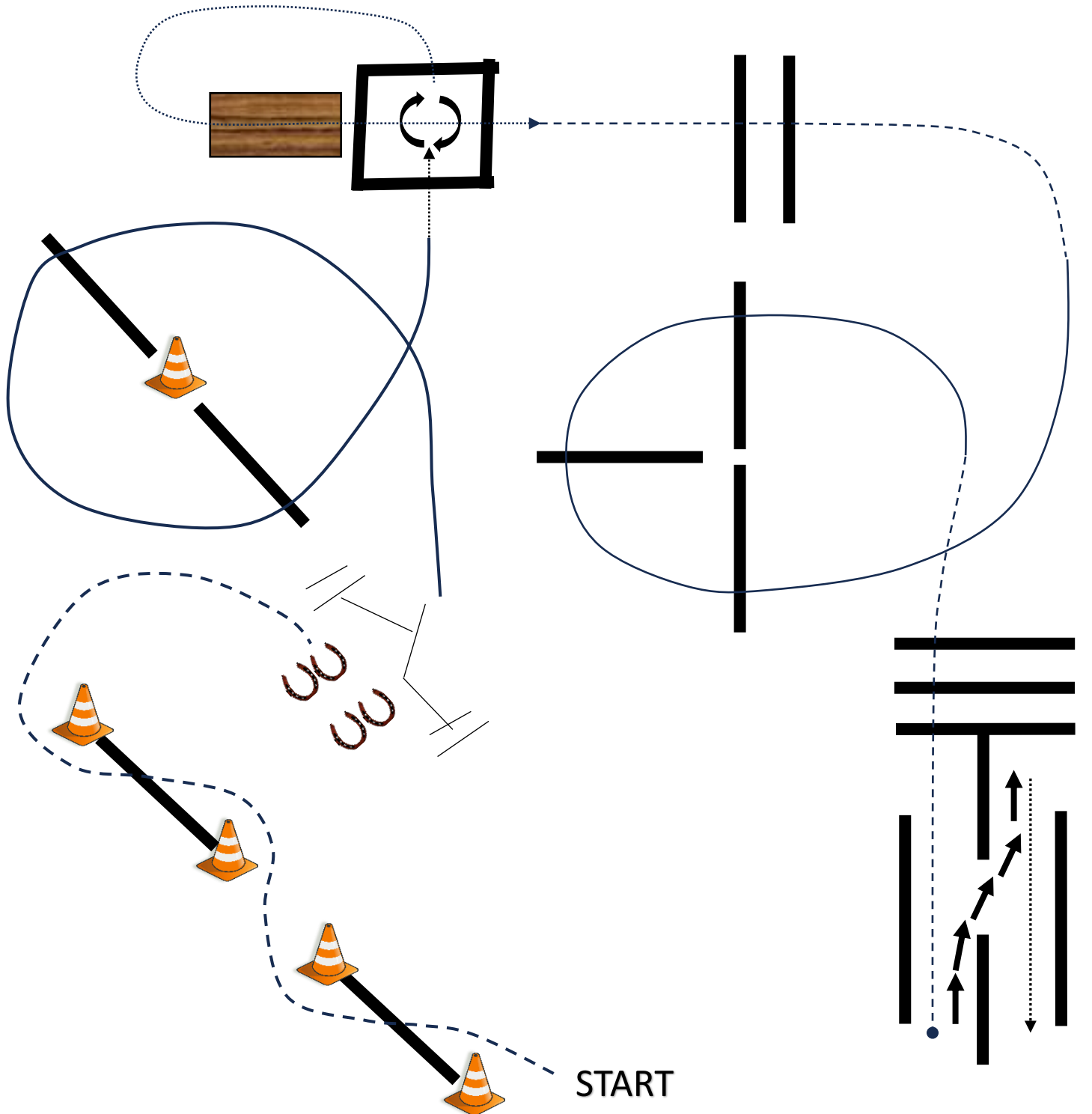


[RR/3]

The Judge

TRAIL

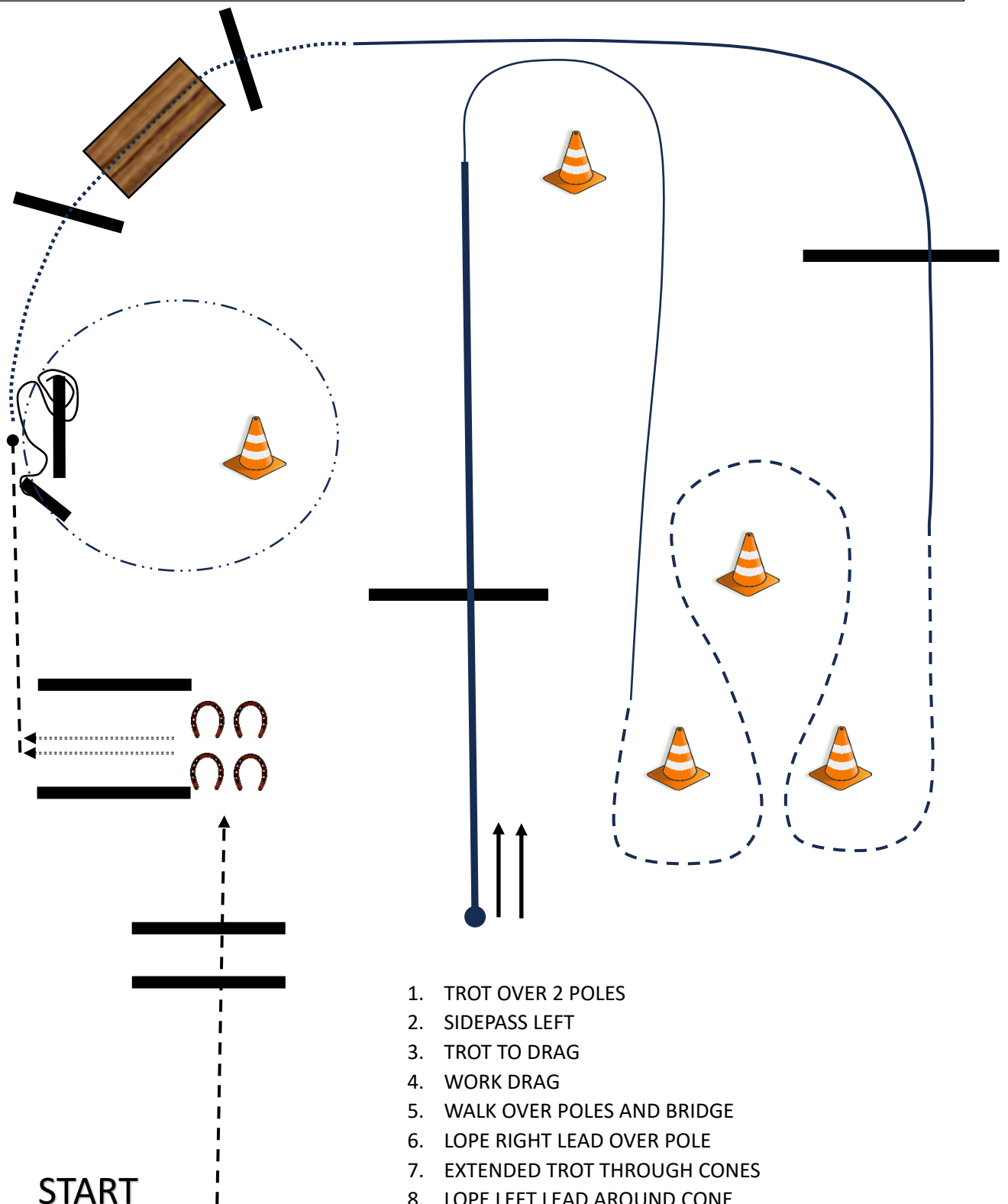
ALL TRAIL *W/T WILL CONTINUE TROTTING WHERE PATTERN STATES LOPE



1. TROT SERPANTINE
2. LEFT HAND PUSH GATE
3. LEFT LEAD LOPE 2 POLES
4. BREAK TO WALK OR STOP AND WALK INTO THE BOX
5. 360 EITHER WAY, WALK OUT
6. WALK OVER BRIDGE AND THROUGH BOX
7. TROT OVER 2 POLES
8. RIGHT LEAD LOPE OVER 3 POLES
9. TROT OVER 3 POLES INTO CHUTE
10. BACK THROUGH SPACE TO OTHER SIDE OF CHUTE
11. WALK OUT AND EXIT

RANCH TRAIL

W/T WILL EXTEND TROT WHERE PATTERN STATES EXTENDED LOPE.
REGULAR TROT IN THE REGULAR LOPE AREAS.



1. TROT OVER 2 POLES
2. SIDEPASS LEFT
3. TROT TO DRAG
4. WORK DRAG
5. WALK OVER POLES AND BRIDGE
6. LOPE RIGHT LEAD OVER POLE
7. EXTENDED TROT THROUGH CONES
8. LOPE LEFT LEAD AROUND CONE
9. EXTENDED LOPE OVER LOG
10. STOP AND BACK ONE HORSE LENGTH

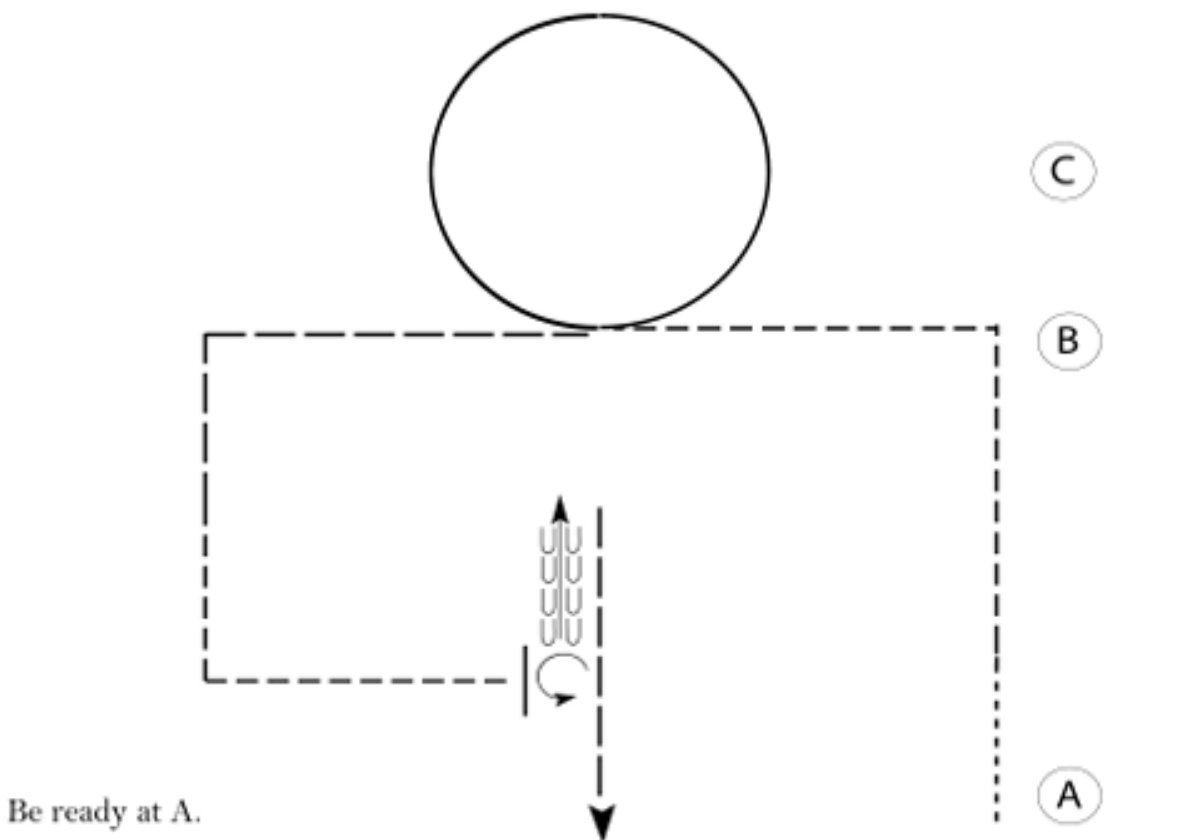
South Texas Pinto

Ranch Horsemanship (Walk Trot Lope Ranch Horsemanship)

September 2025 PINTO SHOW

www.HorseShowPatterns.com

www.HorseShowPatterns.com



Be ready at A.

1. Walk approximately 2 horse lengths from A.
Jog to B and a square corner to center.
2. Lope a circle to the right.
3. Extended jog thru first square corner. Slow to a jog midway and continue to jog through second corner.
4. Stop and perform a 270 degree turn to the left.
Back one horse length.
5. Pattern is complete. Exit at the extended jog.

Walk
Jog
Extended Jog
Lope
Lead Change
Back
Marker (B)

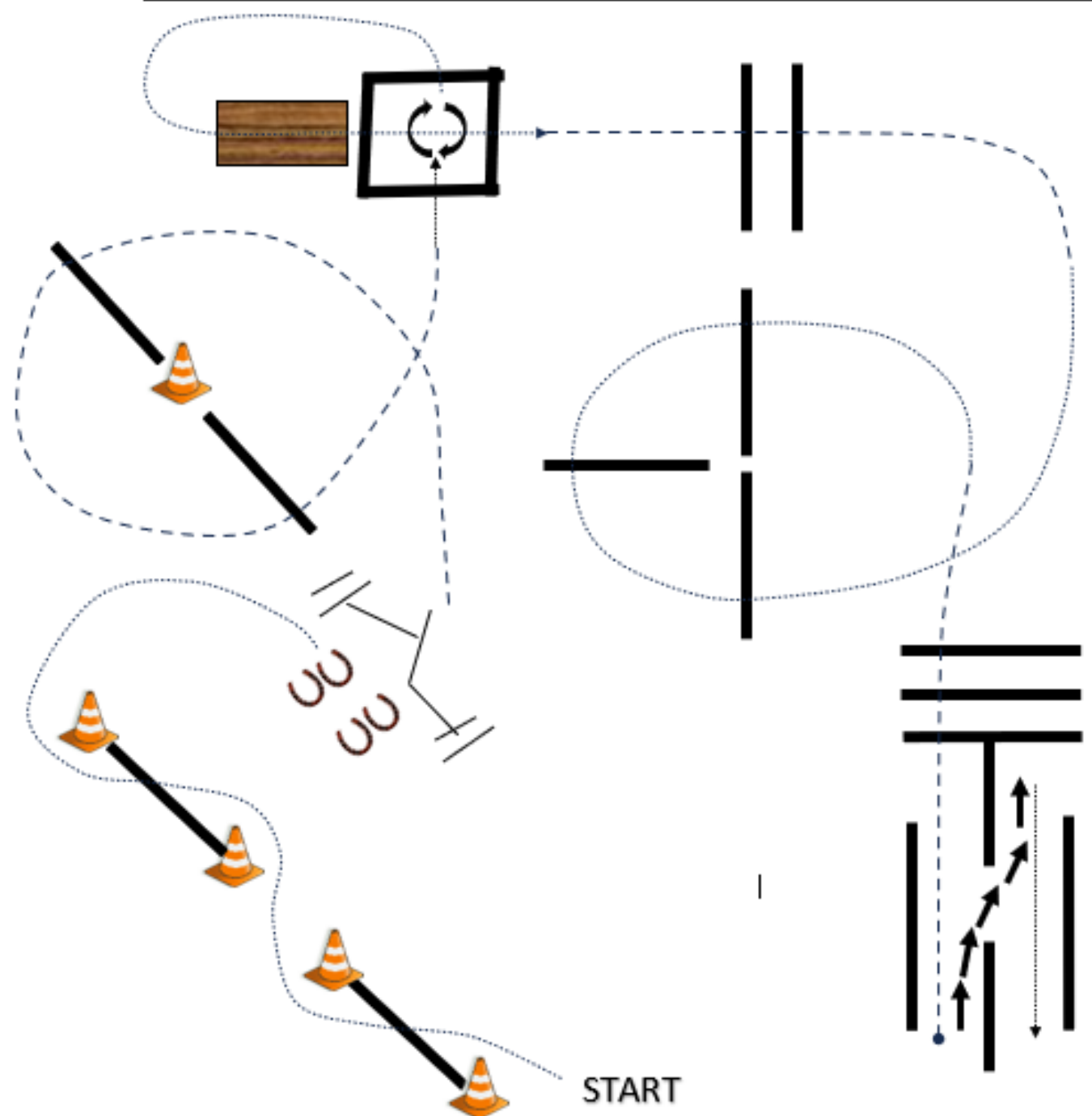
[WH/1-108]

Pattern Provided by:

The Judge

IN HAND TRAIL

2 YEARS OLD AND UNDER. CANNOT BE IN ANY RIDING CLASSES.



1. WALK SERPANTINE
2. LEFT HAND PUSH GATE
3. TROT 2 POLES
4. BREAK TO WALK OR STOP AND WALK INTO THE BOX
5. 360 EITHER WAY, WALK OUT
6. WALK OVER BRIDGE AND THROUGH BOX
7. TROT OVER 2 POLES
8. WALK 3 POLES
9. TROT OVER 3 POLES INTO CHUTE
10. BACK THROUGH SPACE TO OTHER SIDE OF CHUTE
11. WALK OUT AND EXIT